

Conditional Activities & Completion Tracking

In Moodle 2.x there are two features which help to track the progress of students and to help restrict access to an activity until a certain set of criteria is met. These two features are Conditional Activities and Completion Tracking.

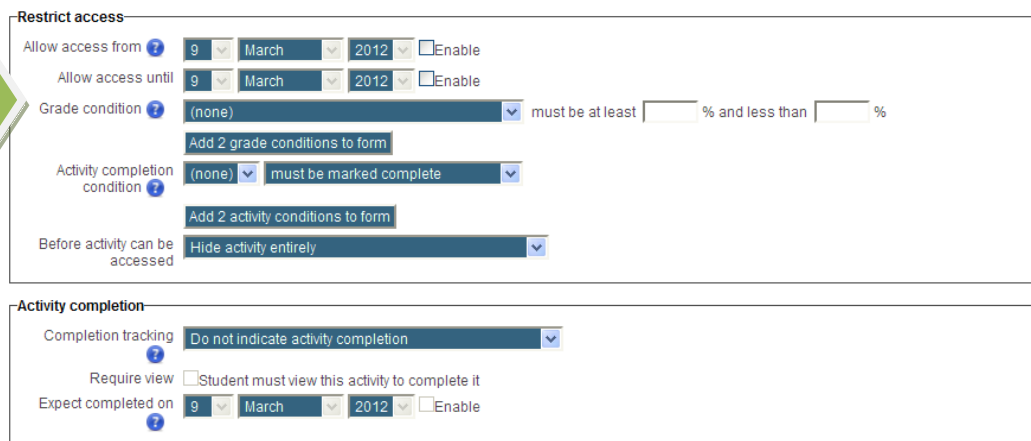
Conditional Activities

Conditional activities enable teachers to restrict the availability of any activity according to certain conditions such as dates, grade obtained, or activity completion. When it is enabled by the administrator, a "Restrict access" setting appears in the settings of activities or resources.

To use conditional activities, the feature must be enabled by an administrator by checking the enable availability box in *Settings > Site administration > Advanced features*. A restrict access section will then appear for teachers on the edit activity page.

Restrict Access

The Restrict access area becomes visible in Moodle activities and resource settings if Conditional Activities have been enabled. This allows the teacher to set open and closed dates, if desired. It also allows the teacher to restrict access according to grades.



Restrict access

Allow access from 9 March 2012 Enable

Allow access until 9 March 2012 Enable

Grade condition (none) must be at least % and less than %
 Add 2 grade conditions to form

Activity completion condition (none) must be marked complete
 Add 2 activity conditions to form

Before activity can be accessed Hide activity entirely

Activity completion

Completion tracking Do not indicate activity completion

Require view Student must view this activity to complete it

Expect completed on 9 March 2012 Enable

Grade condition

You can specify a condition on any grade in the course: the full course grade, the grade for any activity, or a custom grade that you create manually. You can enter either a minimum value (at least percentage), a maximum value (less than percentage), both, or neither. The activity will only appear if the student has a value for the specified grade, and if it falls within any specified number range. You can add more than one grade condition. All conditions must be met in order for the activity to appear.

- The range numbers can be fractional (with up to five decimal places) if necessary.
- Be careful with the maximum value; if the maximum is 7, a student who scores exactly 7 will not see the activity. You could set it to 7.01 if you really wanted to include 7.

Completion Tracking

Completion tracking can be used to report on the students progress in a course or if a student has met the recommended prerequisites of a course. The Completion tracking feature works on two levels of Course Completion and Activity completion. Course completion can be used in many ways. It is important to remember that this feature is only a reporting feature. While course completion will not lock a student out of another course, it will allow a teacher to see if a student has completed the recommended prerequisite courses.

Activity completion allows the teacher to set completion criteria in a specific activity's settings. A check (tick) appears against the activity when the student meets certain criteria. The criterion might be viewing, receiving a certain score or a student marking it as complete.

Note: If Completion tracking has been enabled, the teacher will see the Activity completion icon in their course settings. However, it is possible to track activity completion without using the Course completion feature. It is also possible to use this feature with the **Conditional activities** feature. These 3 features can be used separately or in various combinations in an activity.

Site administration > Advanced settings > Completion tracking must be enabled on the site.

How to use Activity Completion tracking

For the completion tracking field in an activity there should be an option of “Show activity as complete when conditions are met” then the option of “required view and require grade become available. If required grade is selected then the activity should be returning a grade/score. If the require grade feature is enabled, the activity is considered complete when a student receives a passing grade/score.

Restrict access

Allow access from ? 9 March 2012 Enable

Allow access until 9 March 2012 Enable

Grade condition ? (none) must be at least % and less than %
Add 2 grade conditions to form

Activity completion condition ? (none) must be marked complete
Add 2 activity conditions to form


Before activity can be accessed Hide activity entirely

Activity completion

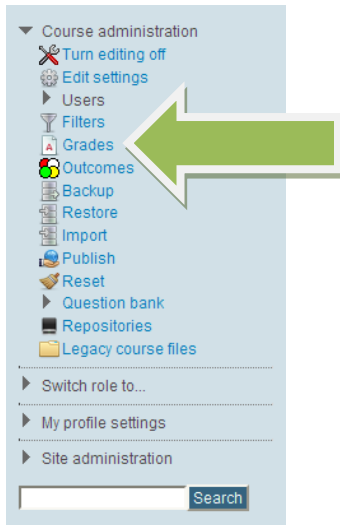
Completion tracking ? Do not indicate activity completion

Require view Student must view this activity to complete it

Expect completed on ? 9 March 2012 Enable



The pass grade for the activity is set in the Gradebook or Grades area found in a course under the settings block > course administration > grades > select “full view” from the drop down menu.



Beside the Activity there should be an actions column with an editing icon, click the editing icon.

Full view

Name	Aggregation ?	Max grade	Aggregate only non-empty grades ?	Aggregate including subcategories ?	Include outcomes in aggregation ?	Drop the lowest ?	Multiplicator ?	Offset ?	Actions	Select
MOODLE FEATURES DEMO	Mean of grades	-	<input type="checkbox"/>	<input type="checkbox"/>	<input type="checkbox"/>	0	-	-		All None
Advanced uploading of files	-	100.00	-	-	-	-	1.0	0.0		<input type="checkbox"/>
Online text	-	100.00	-	-	-	-	1.0	0.0		<input type="checkbox"/>
Offline activity	-	100.00	-	-	-	-	1.0	0.0		<input type="checkbox"/>
Upload a single file	-	100.00	-	-	-	-	1.0	0.0		<input type="checkbox"/>
A standard forum for general use	-	Outstanding (3)	-	-	-	-	1.0	0.0		<input type="checkbox"/>
A database of web links	-	Outstanding (3)	-	-	-	-	1.0	0.0		<input type="checkbox"/>
An FAQ-style glossary	-	Outstanding (3)	-	-	-	-	1.0	0.0		<input type="checkbox"/>
A listening quiz	-	10.00	-	-	-	-	1.0	0.0		<input type="checkbox"/>
A quiz with a password	-	10.00	-	-	-	-	1.0	0.0		<input type="checkbox"/>
Lesson 2 - Question types	-	50.00	-	-	-	-	0.04	0.0		<input type="checkbox"/>

On the page that loads click show advanced, and then set the grade to pass, lastly click save changes.

Grade item

* Hide advanced

Item name Offline activity

Item info*

ID number*

Grade type Value

Scale

Maximum grade 100.00

Minimum grade 0.00

Grade to pass*

Multiplicator*

Offset*

Grade display type

Overall decimal points*

Hidden

Hidden until* Enable

Locked

Lock after* Enable

This should allow for better tracking and use of completion tracking at both the course and activity level.

Please note that the cronjob has to be running for Moodle to update the completion tracking data.